

A LOT OF ENGLISH FOR KIDS

PRINTABLE ACTIVITIES

Tracing, Writing, and Coloring Practice 描写和涂色练习

Students can practice their printing and coloring skills with these activity sheets that target new letters and vocabulary, as well as practice fine motor coordination, reading, and spelling. Print the activities here on A4 paper on black and white printer. To print a specific activity, print only the page numbers of that activity as below.

学生能够通过这些活动列表练习他们的画画以及涂色的能力，从而掌握新的字母和新的单词，以及掌握良好的协调能力，阅读和拼写技能。使用黑白打印机器、A4 纸就可以打印出这些活动。如果你只想打印单个活动，只要打印出你电脑上那个活动所在的那页即可。

Tracing and Writing Activities 描和写 P3-P56

Trace and write letters Aa-Zz 描和写字母 Aa-Zz..... P3-P28

Trace and write words 描和写单词P29-P42

Trace and write numbers 0-10 描和写数字 0-10.....P43-P52

Trace and connect straight lines 描并且连接直线..... P53

Trace and connect curved lines 描并且连接曲线 P54

Trace and connect zigzag lines 描并且连接曲折线 P55

Trace and connect diagonal lines 描并且连接斜线 P56

Tracing and Coloring Activities 描写和涂色活动P57-P65

Trace and color circles 描和涂色圆圈 P57

Trace and color diamonds 描和涂色菱形 P58

Trace and color hearts 描和涂色心 P59

Trace and color moons 描和涂色半月形 P60

Trace and color ovals 描和涂色椭圆形 P61

Trace and color rectangles 描和涂色长方形.....	P62
Trace and color squares 描和涂色正方形	P63
Trace and color stars 描和涂色星形	P64
Trace and color triangles 描和涂色三角形	P65


Name _____

Trace and Write 




Name _____

Trace and Write 




Name _____

Trace and Write 



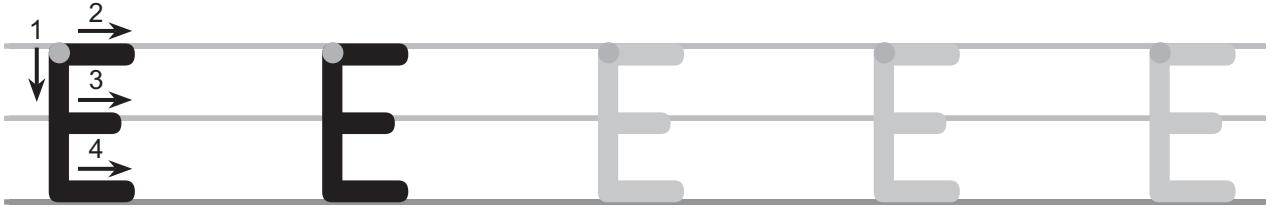
Name _____

Trace and Write 




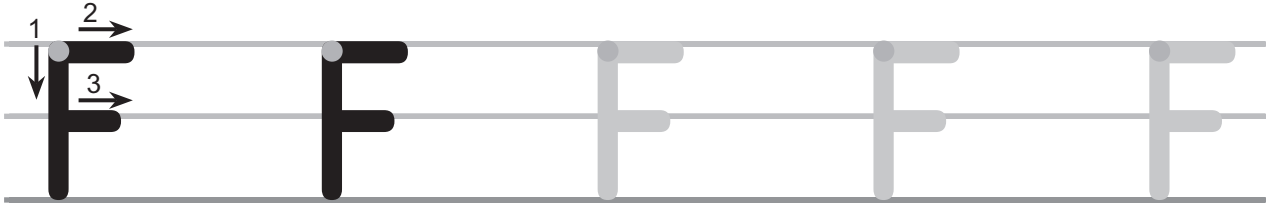
Name _____

Trace and Write 



Name _____

Trace and Write 



Name _____

Trace and Write 

G G G G G

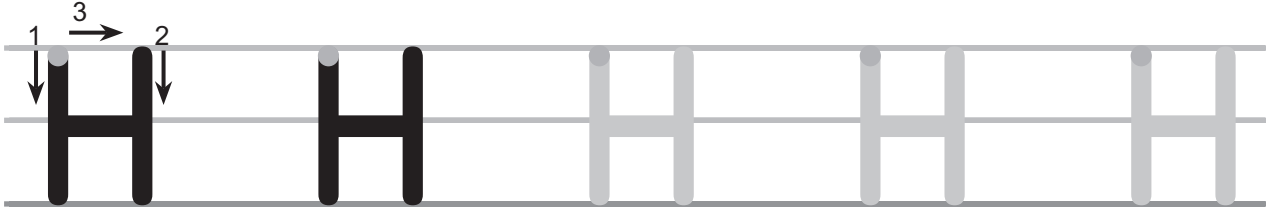
• • •

g g g g g

• • •


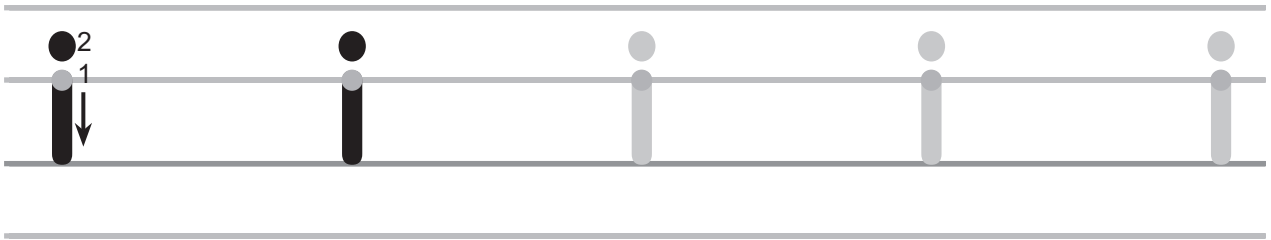
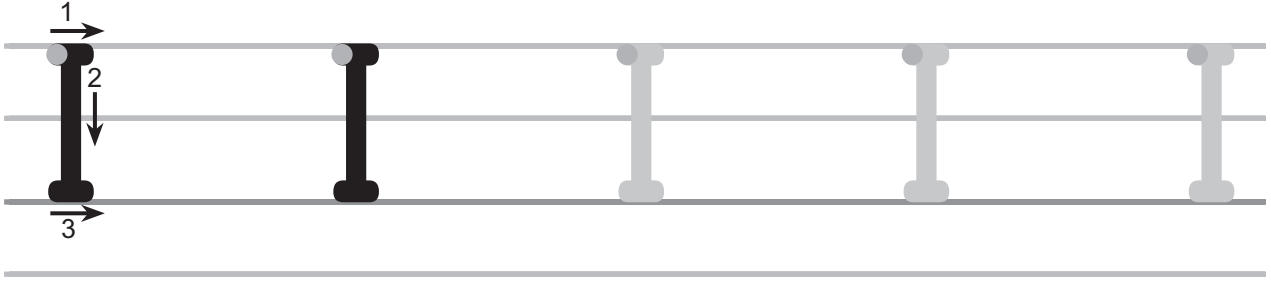
Name _____

Trace and Write 




Name _____

Trace and Write 



Name _____

Trace and Write 



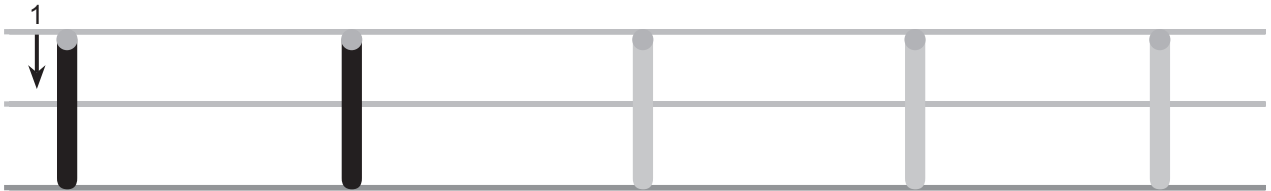

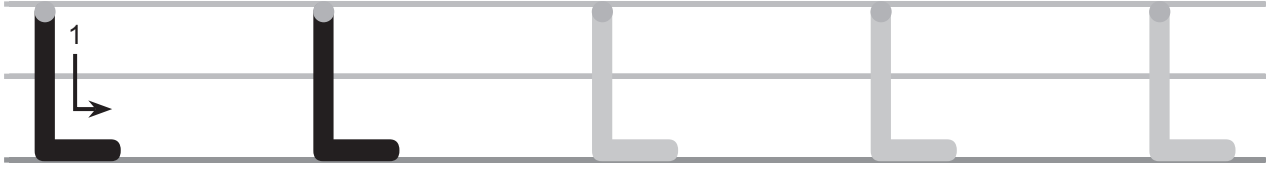
Name _____

Trace and Write 




Name _____

Trace and Write 



Name _____

Trace and Write 



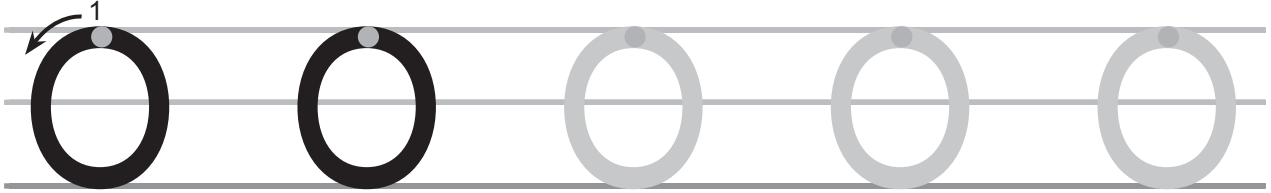
Name _____

Trace and Write 



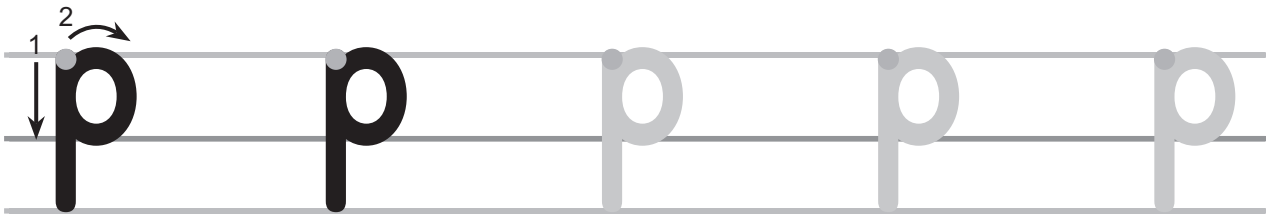

Name _____

Trace and Write 




Name _____

Trace and Write 





Name _____

Trace and Write 



Name _____

Trace and Write 



Name _____

Trace and Write 

S S S S S

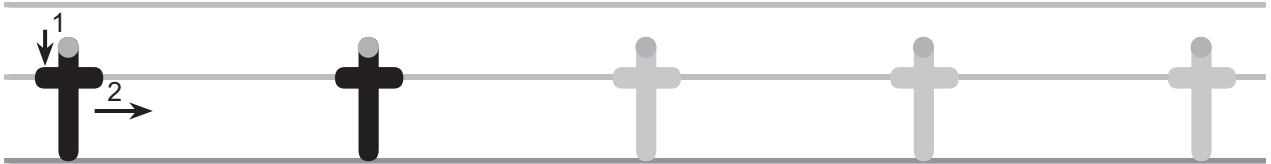
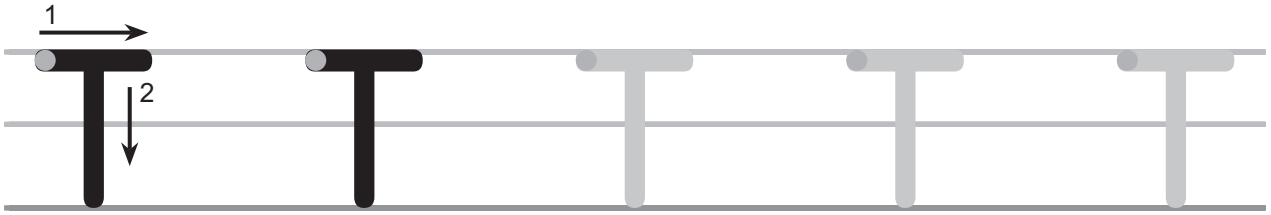
. . .

s s s s s

. . .

Name _____

Trace and Write 




Name _____

Trace and Write 




Name _____

Trace and Write 




Name _____

Trace and Write 





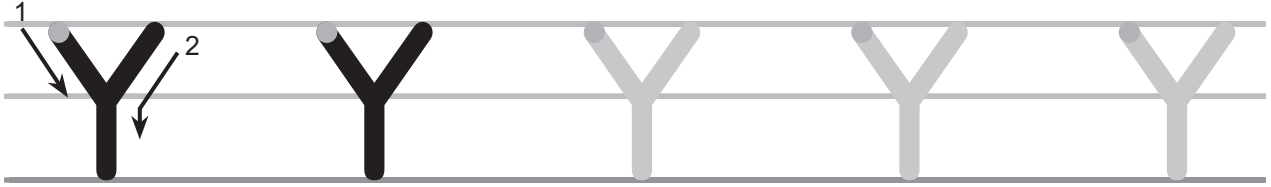
Name _____

Trace and Write 




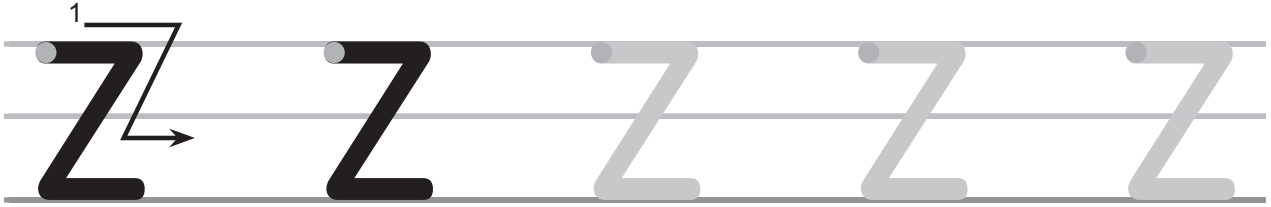
Name _____

Trace and Write 



Name _____

Trace and Write 



Name _____

Trace and Write 

is

is

is

is

my

my

my

my

Name _____

Trace and Write 

no

no

no

no

he

he

he

he

Name _____

Trace and Write 

it

it

it

it

do

do

do

do

Name _____

Trace and Write 

to to to to

go go go go

Name _____

Trace and Write 

be be be be

up up up up

Name _____

Trace and Write 

how how how

old old old

Name _____

Trace and Write 

are

are

are

you

you

you

Name _____

Trace and Write 

can

can

can

big

big

big

Name _____

Trace and Write 

she she she

vet vet vet

Name _____

Trace and Write 

mad mad mad

sad sad sad

Name _____

Trace and Write 

foot foot foot

body body body

Name _____

Trace and Write 

star star star

bird bird bird

Name _____

Trace and Write 

time time time

milk milk milk

Name _____

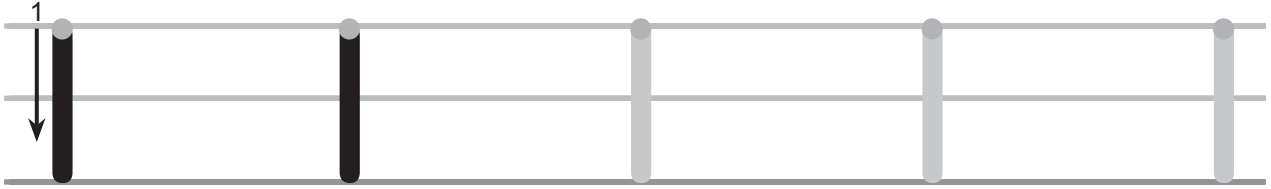
Trace and Write 

cold cold cold

read read read

Name _____

Trace and Write 



Four sets of empty three-line grids for practicing writing the number 1.

one one one

Three sets of empty three-line grids for practicing writing the word 'one'.

Name _____

Trace and Write 

2

2

2

2

2

two

two

two

Name _____

Trace and Write 

3

3

3

3

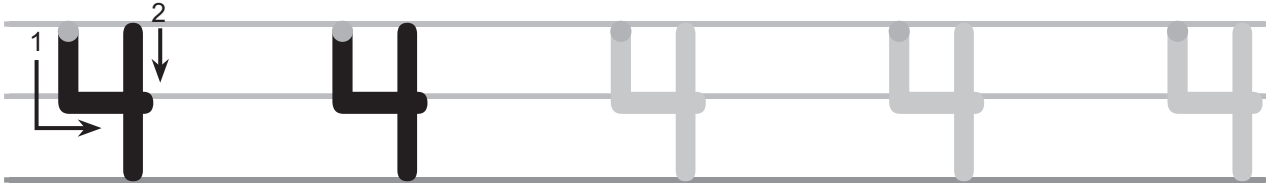
3

three

three

Name _____

Trace and Write 



four four four

Name _____

Trace and Write 

5 5 5 5 5

five five five

Name _____

Trace and Write 

6 6 6 6 6

six six six six

Name _____


Trace and Write 



seven seven

Name _____

Trace and Write 



eight eight

Name _____

Trace and Write 

9

9

9

9

9

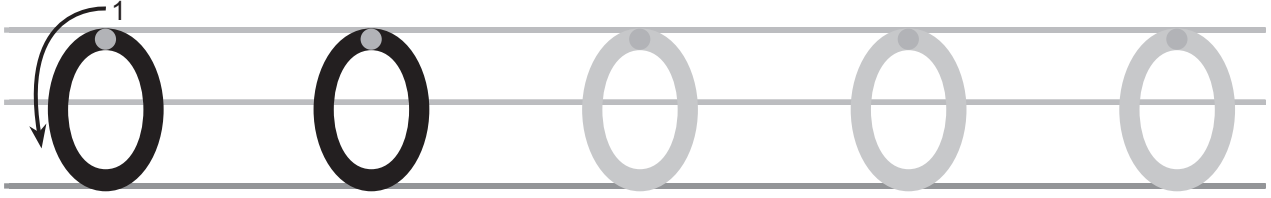
nine

nine

nine

Name _____









Trace and Write 



zero zero zero


Name _____

Trace and Join 






Name _____

Trace and Join 




Name _____

Trace and Join 




Name _____

Trace and Join 




Name _____

Trace and Color




Name _____

Trace and Color




Name _____

Trace and Color 



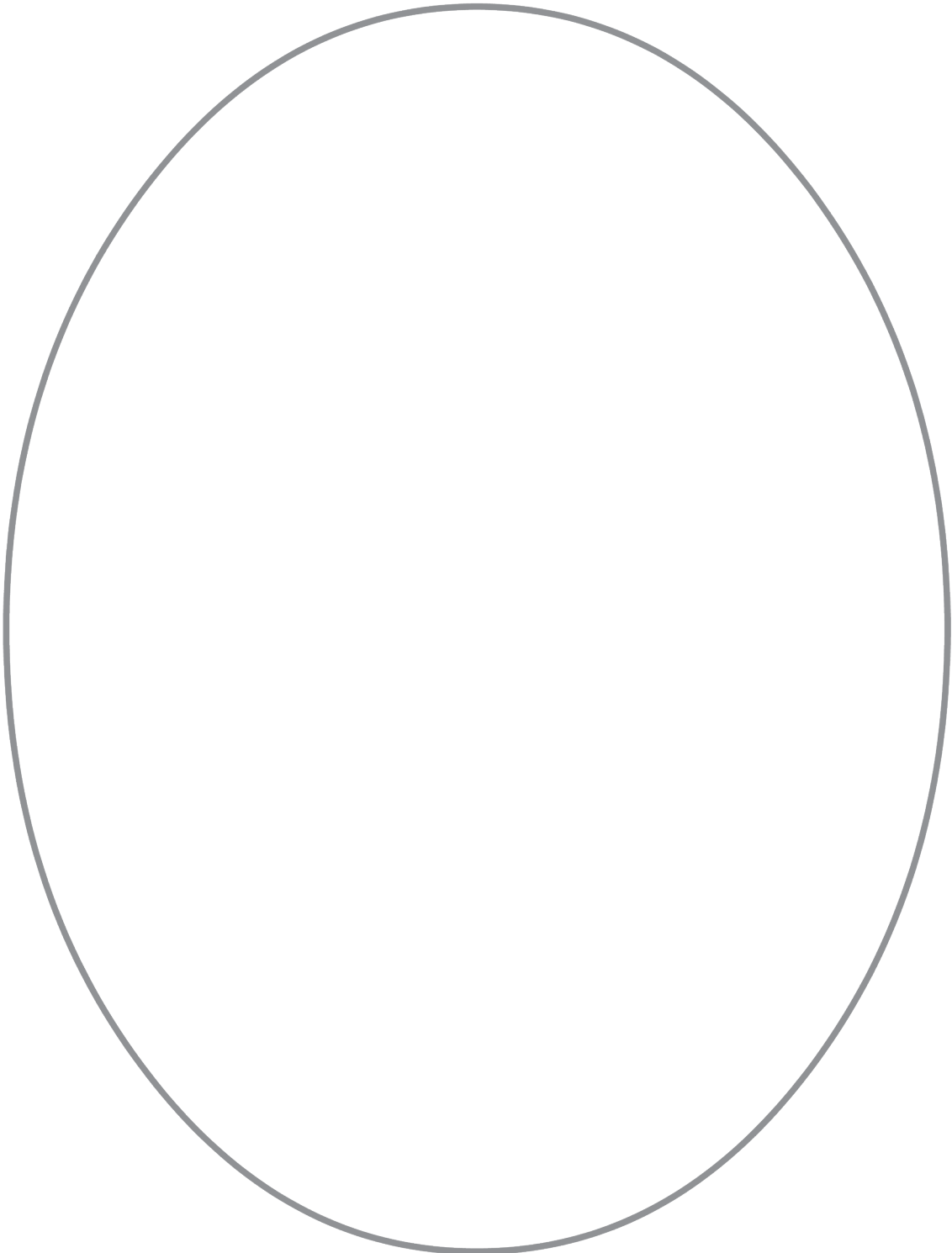
Name _____

Trace and Color




Name _____

Trace and Color




Name _____

Trace and Color




Name _____

Trace and Color



Name _____

Trace and Color 



Name _____

Trace and Color

